



ColorFlo[®] Liquid
ColorFlo[®] Granular
Dry Integral Color




COLORS FOR CONCRETE

ColorFlo® Liquid / ColorFlo® Granular / Dry Integral Color


413 Colony Red




413 Clay (SRI 50)



750 Desert Tan (SRI 45)




750 Salmon (SRI 45)



306 Canvas (SRI 37)



306 Toffee (SRI 29)




413 Fox Red (SRI 37)




413 Terra Cotta (SRI 48)




750 Prairie Tan




750 Peach




306 Burlap (SRI 29)




306 Cinnamon



417 Rose



417 Brick Red (SRI 40)



775 Sand (SRI 46)



775 Cedar (SRI 45)




238 Thyme (SRI 44)



238 Doeskin (SRI 41)



417 Paver Red



417 Apple Red



775 Camel (SRI 45)



775 Sedona



238 Buttercup (SRI 44)



238 Marigold



489 Dusty Rose



489 Light Plum (SRI 24)



757 Buckwheat (SRI 44)



757 Pecan (SRI 41)



338 Earthen



338 Rawhide (SRI 25)



489 Redwood (SRI 22)



489 Dark Redwood



757 Antique Gold (SRI 41)



757 Old Gold



338 Buckskin (SRI 24)



338 Leather



288 Rosemary



288 Ginger (SRI 41)



755 Trail Dust



755 Driftwood (SRI 40)



385 Taupe (SRI 29)



385 Lava (SRI 23)



288 Bamboo (SRI 41)



288 Straw (SRI 48)



755 Spice (SRI 41)



755 Apricot



385 Buffalo (SRI 20)



385 Bark (SRI 16)



Loadings in four-color groupings are represented as follows:

1% loading	2% loading
3% loading	4% loading

These color chips represent shades of integral colors based on medium tone gray Type I-II Portland cement with 4" slump. Use this chart as a guideline only. The colors may not exactly represent the final color. Shade variations of cement and aggregate, plus variations in the mix design, volume of water, addition of admixtures and other additives, finishing and sealer will have an effect on the final color. The colors shown on this color chart represent unsealed colored concrete. Use of a concrete sealer may darken the color. Therefore, we recommend that a test slab be poured and approved prior to the start of the job.

242 Sandstone (SRI 36)	242 Sahara (SRI 46)	115 Limestone	115 Shell (SRI 56)	920 Slate (SRI 22)	920 Smoke
242 Sandalwood (SRI 24)	242 Nutmeg	115 Yellow (SRI 44)	115 Safety Yellow* *4% loading in white cement	920 Charcoal	920 Onyx
492 Mauve	492 Merlot	467 Ash	467 Oyster (SRI 15)	5092 Olive**	5092 Sage**
492 Lilac	492 Garnet	467 Orchid (SRI 13)	467 Rustique	5092 Hunter Green**	5092 Avocado**

Only available from ColorSelect and QuickColor dispensers.

258 Pecos Sand	298 Sandy Buff	317 Hickory	326 Tarragon	350 Portabella	376 Smokey Beige
4.4% loading	4.4% loading	7% loading	4.4% loading	4.4% loading	4.4% loading
211 Tawny	395 Walnut	398 Pine Cone	435 Sunbaked Clay	440 Russet	474 Barn Red
6.4% loading	7% loading	4.4% loading	4.7% loading	4.4% loading	4.4% loading

600 Fog** (SRI 61)	600 Ceramic** (SRI 71)
*600 Fog is 2% white in gray cement	*600 Ceramic is 4% white in gray cement

Caution:
908 Carbon Black can negate the amount of entrained air in the concrete mix. See back page for more information

908 Lunar Eclipse**	908 Asphalt**	908 Ultra Black**
1 - 6.25 lb. bag per 1 yd ³ 1 - 25 lb. bag per 4 yds ³	4 - 6.25 lb. bags per 3 yd ³ 1 - 25 lb. bag per 3 yds ³	2 - 6.25 lb. bag per 1 yd ³ 1 - 25 lb. bag per 2 yds ³

**Only Available Using Dry Pigment

ColorFlo® Liquid / ColorFlo® Granular / Dry Integral Color

TECHNICAL SPECIFICATIONS

Prior to using Colors for Concrete, refer to the current TIS and SDS available at www.solomoncolors.com or by using the QR code below.

MIXING

- The drum must be cleaned. Do not use reclaimed slurry water or reclaimed aggregates.
- Mix at full charging speed for a minimum of 5 minutes and/or 60 revolutions when using Solomon Colors ColorFlo Liquid Color. If using Dry Integral Color or Granular Color, mix for a minimum of 10 minutes and/or 100 revolutions at 75% mixing speed.
- When using small or smooth rounded aggregates, or sand-blasted or exposed aggregate finishes, do not add the bag to the truck. Add only the color by opening the bag and emptying it into the truck.
- Mixer should be loaded to a minimum of 30% capacity to ensure good color dispersion.
- Consistent color can only be achieved by using the same mix design throughout the job (same ready mix plant, sand, cement, admixtures, aggregates, and water to cement ratio).
- Maintain a 4" (10cm) slump (low water to cement ratio). Higher slumps may be achieved using water reducers. Use of plasticizers, water reducers, and air entraining products designed for use with colored concrete are acceptable. However, Solomon Colors strongly recommends the use of test slabs to determine final color outcome.
- DO NOT use calcium chloride. This product can cause discoloration in the form of light and dark areas in the finished product. Nonchloride accelerators, including hot water, are acceptable.
- When using Solomon Dry Integral Color in repulpable bags, slit the bag along the top dotted line, and completely remove and discard the top portion of the bag. Reverse the drum and slowly bring the concrete to the back of the drum near the chute. Add the bag of color to the concrete mix and slowly draw

them back into the mixer. Mix the repulpable bag at optimal mixing speed according to the Ready Mix drum manufacturer specifications. Usually this will be approximately 75% of maximum drum speed. This allows the proper dispersion and the bag to disintegrate in the mix. Mixing too fast or too slow will prevent the bag from disintegrating properly.

LIMITATIONS

A level of 7% (by dry weight) color based on the weight of total cementitious material used is the color saturation point. Color added in excess of 10% (by dry weight) can reduce the overall strength of the finished product. Conversely, a level of color below 1% can cause irregular coloring and general "washed out" appearance. The suggested "optimum" range is 2% to 4% pigment loading based on total cementitious material weight.

When using **908 Carbon Black** - Solomon Colors recommends sealing the concrete with a Brickform concrete sealer. Due to the particle size of carbon, it has a tendency to dissipate out of concrete over time. It is important to maintain a proper sealer maintenance program to protect the surface color, as this will help slow this process down and, in some cases, prevent it.

Carbon particles will decrease the amount of entrained air during the mixing process. Monitoring air content to specification will be necessary.

LIMIT OF WARRANTY AND LIABILITY

Solomon Colors, Inc. warrants that their products conform to the description and standards as stated on the product packaging and specific product literature. If properly mixed and applied, Solomon Colors, Inc. warrants the color to be uniform, limeproof, and sunfast. Solomon Colors, Inc. warrants the color to be uniform, limeproof, sunfast and meets ASTM C979. The exclusive remedy of the user or buyer and the limit of the liability of this company shall be the purchase price paid by the user or buyer for the quantity of the Solomon Colors, Inc. products involved.

For more information go to: www.solomoncolors.com



DRY PIGMENT DOSAGE RATES (25 LB. & 6.25 LB. BAGS)

1% LOADING	2% LOADING	3% LOADING	4% LOADING
1 - 6.25 lb. bag per 1 yd ³ 1 - 25 lb. bag per 4 yd ³	2 - 6.25 lb. bag per 1 yd ³ 1 - 25 lb. bag per 2 yd ³	3 - 6.25 lb. bag per 1 yd ³ 3 - 25 lb. bag per 4 yd ³	4 - 6.25 lb. bag per 1 yd ³ 1 - 25 lb. bag per 1 yd ³
1 - 6.25 lb. bag per .75 m ³ 1 - 25 lb. bag per 3 m ³	2 - 6.25 lb. bags per .75 m ³ 2 - 25 lb. bag per 3 m ³	3 - 6.25 lb. bags per .75 m ³ 3 - 25 lb. bag per 3 m ³	4 - 6.25 lb. bags per .75 m ³ 4 - 25 lb. bag per 3 m ³
413 Colony Red 750 Desert Tan 306 Canvas 417 Rose 775 Sand 238 Thyme 489 Dusty Rose 757 Buckwheat 338 Earthen 288 Rosemary 755 Trail Dust 385 Taupe 242 Sandstone 115 Limestone 920 Slate 492 Mauve 467 Ash 5092 Olive	413 Clay 750 Salmon 306 Toffee 417 Brick Red 775 Cedar 238 Doeskin 489 Light Plum 757 Pecan 338 Rawhide 288 Ginger 755 Driftwood 385 Lava 242 Sahara 115 Shell 920 Smoke 492 Merlot 467 Oyster 5092 Sage 600 Fog	413 Fox Red 750 Prairie Tan 306 Burlap 417 Paver Red 775 Camel 238 Buttercup 489 Redwood 757 Antique Gold 338 Buckskin 288 Bamboo 755 Spice 385 Buffalo 242 Sandalwood 115 Yellow 920 Charcoal 492 Lilac 467 Orchid 5092 Hunter Green	413 Terra Cotta 750 Peach 306 Cinnamon 417 Apple Red 775 Sedona 238 Marigold 489 Dark Redwood 757 Old Gold 338 Leather 288 Straw 755 Apricot 385 Bark 242 Nutmeg 115 Safety Yellow 920 Onyx 492 Garnet 467 Rustique 5092 Avocado 600 Ceramic

To improve a colored concrete project, consider using UltraFiber 500® and DAY1 Finishing Aid made by Solomon Colors. UltraFiber 500® will not ball or fuzz, and is the only fiber to accept color. DAY1 lubricates the surface and eliminates the need to add water to the surface. See www.solomoncolors.com for more information.